

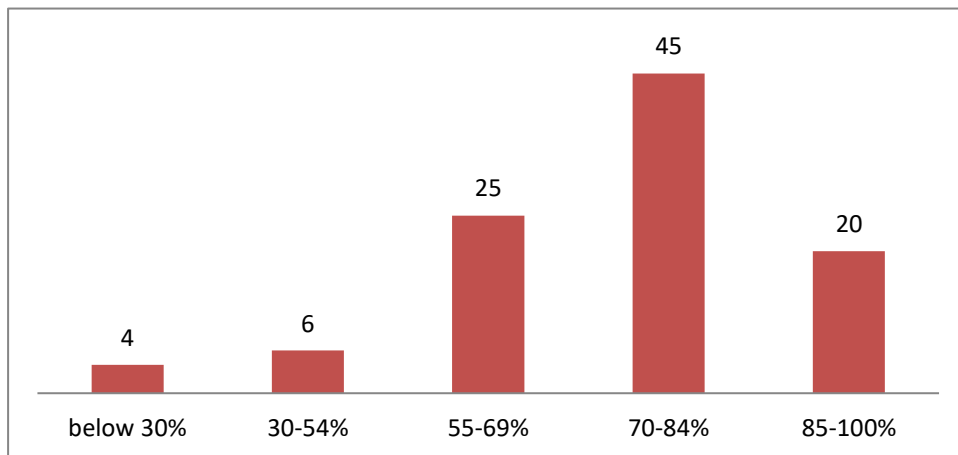


## Student Satisfaction Survey (2018-19)

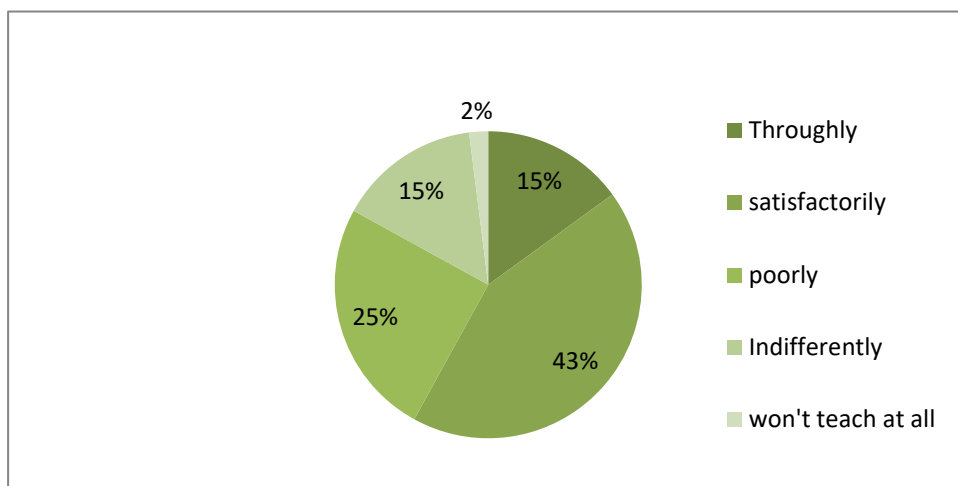
The student satisfaction survey for the academic year 2018-19 was conducted as per the guidelines given by NAAC. A total of 100 students from nine departments of the college have participated as a respondent in the survey.

The responses of the students were analyzed by a committee constituted by the IQAC and the report was submitted to the Principal to take necessary action for further enhancement of the College. The following are the statistics of the survey:


1. How much of the syllabus was covered in the class?



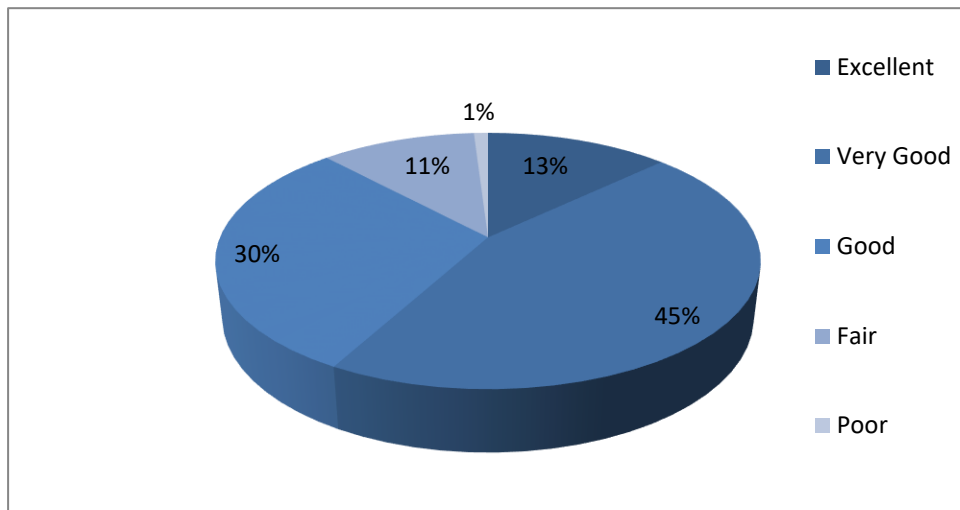
2. How well did the teachers prepare for the classes?



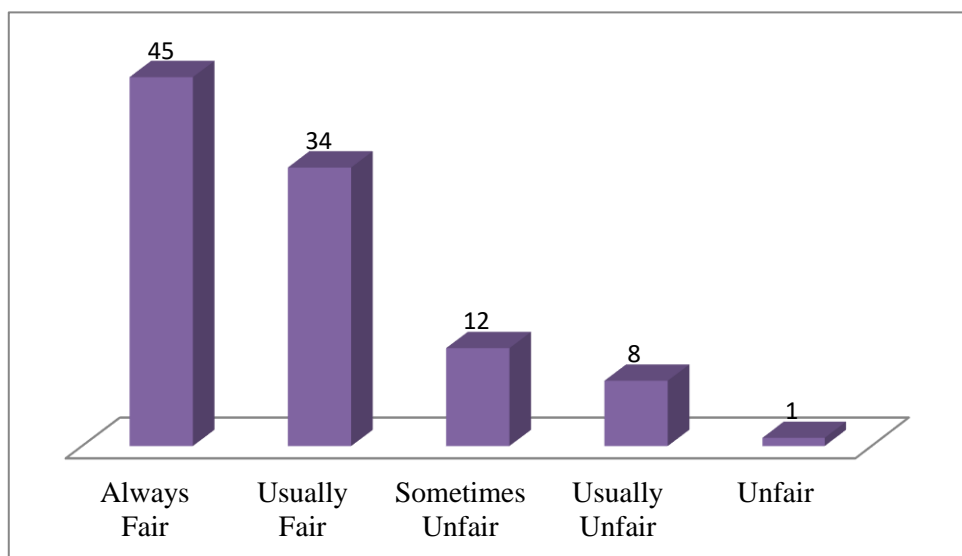
3. How well were the teachers able to communicate?



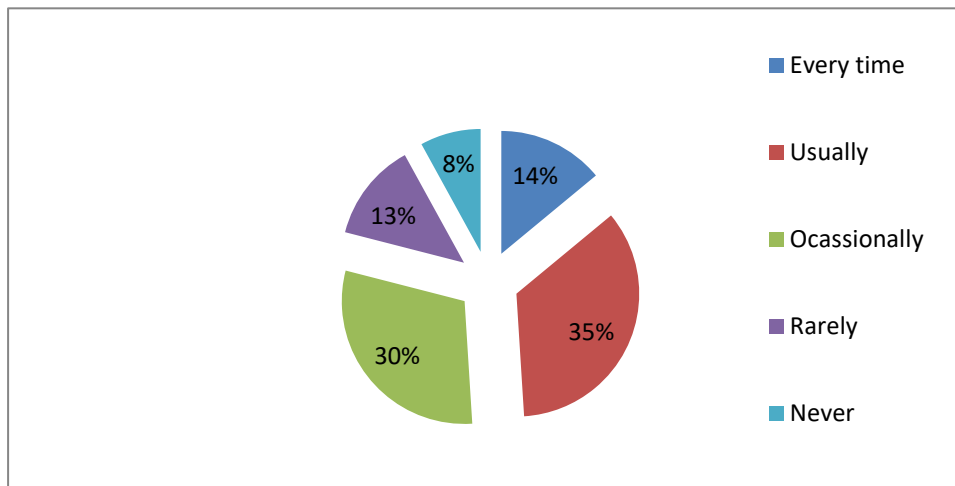
4. The teacher's approach to teaching can best be described as



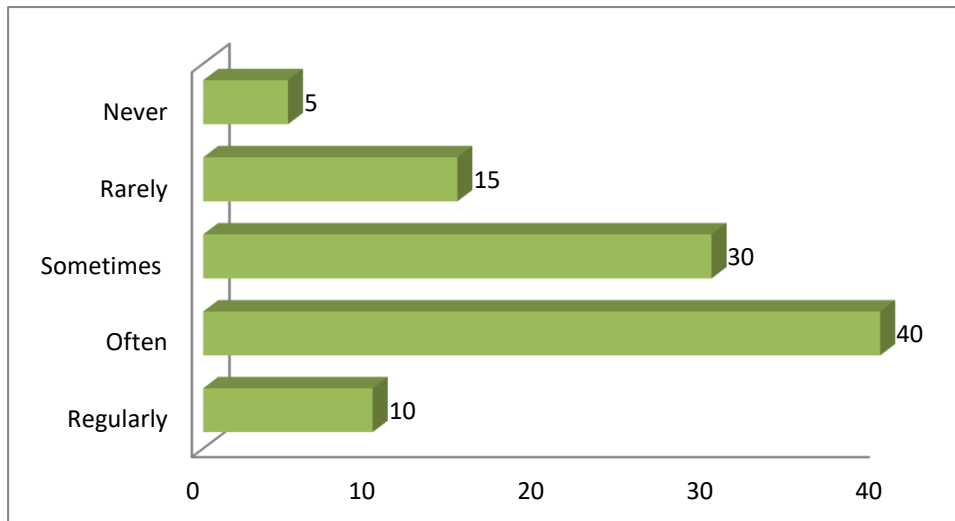
5. Fairness of the internal evaluation process by the teacher



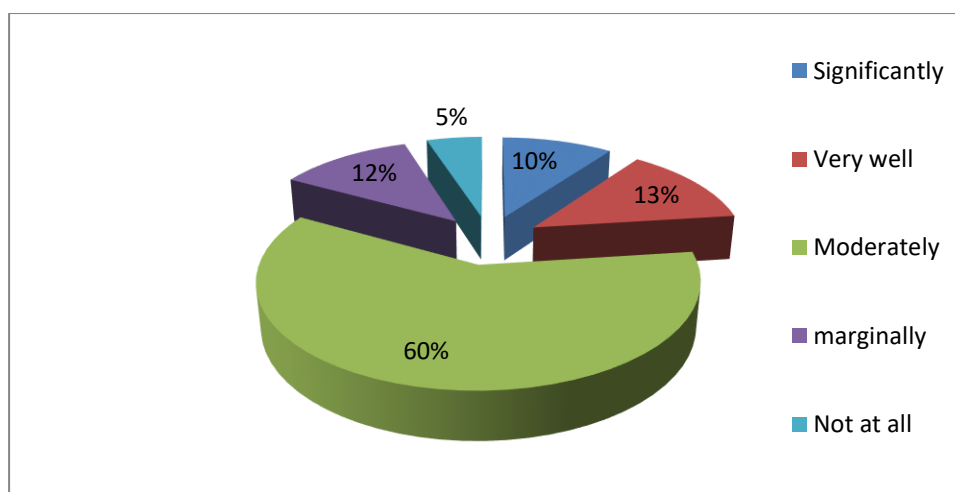
6. Was your performance in assignments discussed with you?



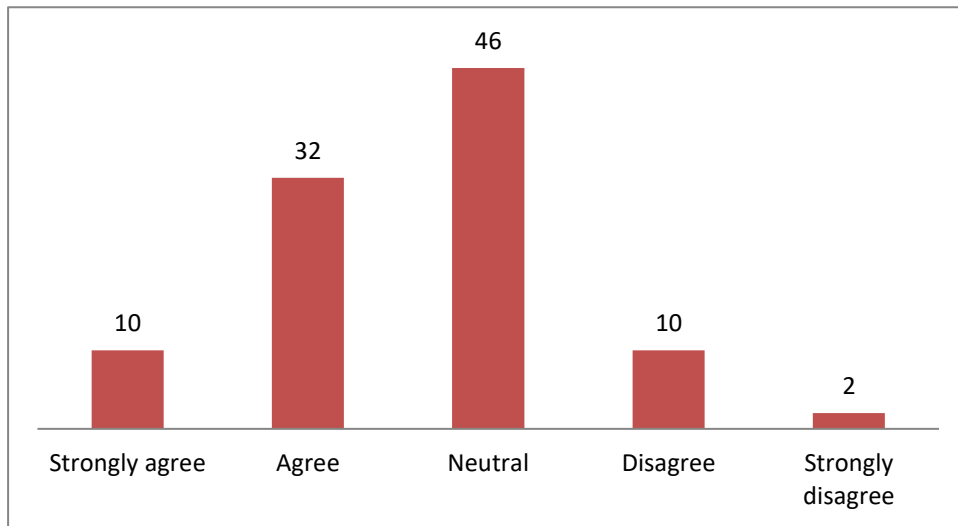
7. The institute takes active interest in promoting internship, student exchange and field visit opportunities for students.



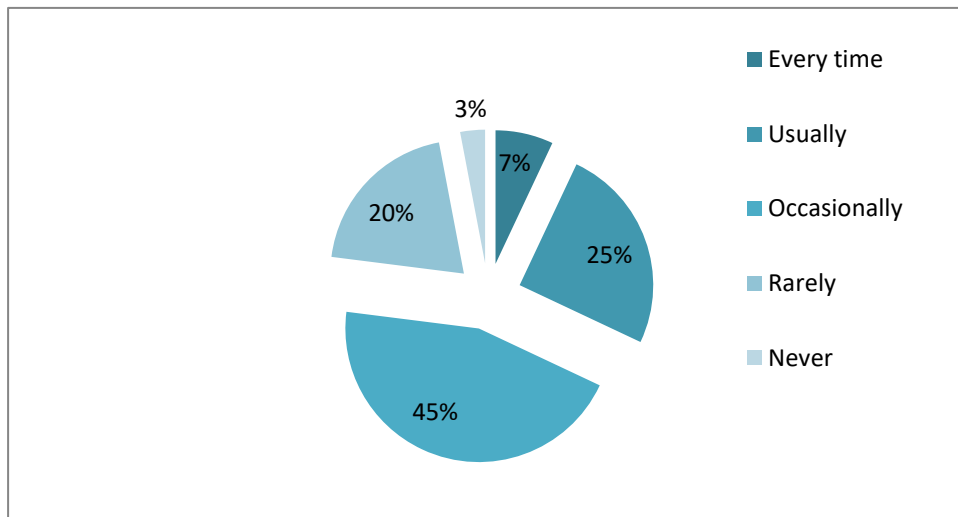
8. The teaching and mentoring process in your institution facilitates you in cognitive, social and emotional growth.



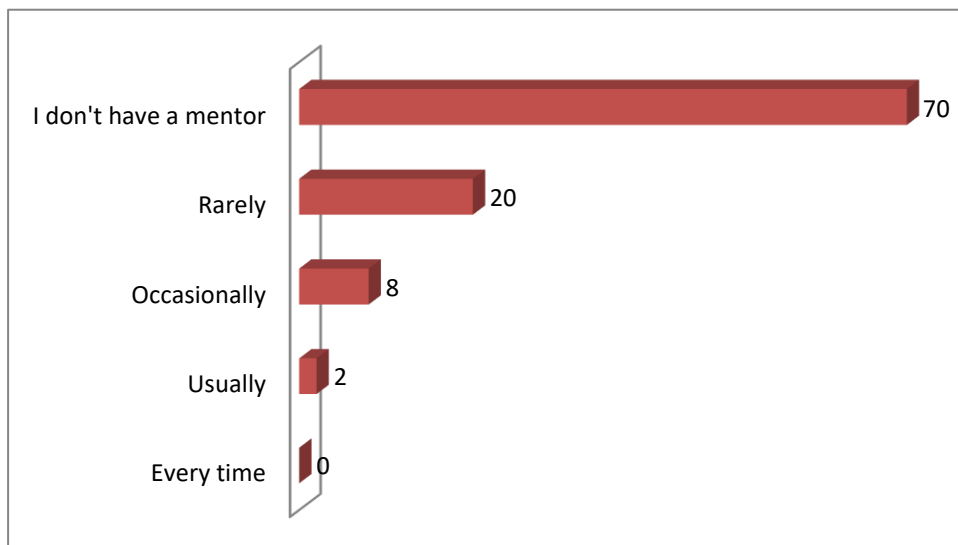
9. The institution provides multiple opportunities to learn and grow.



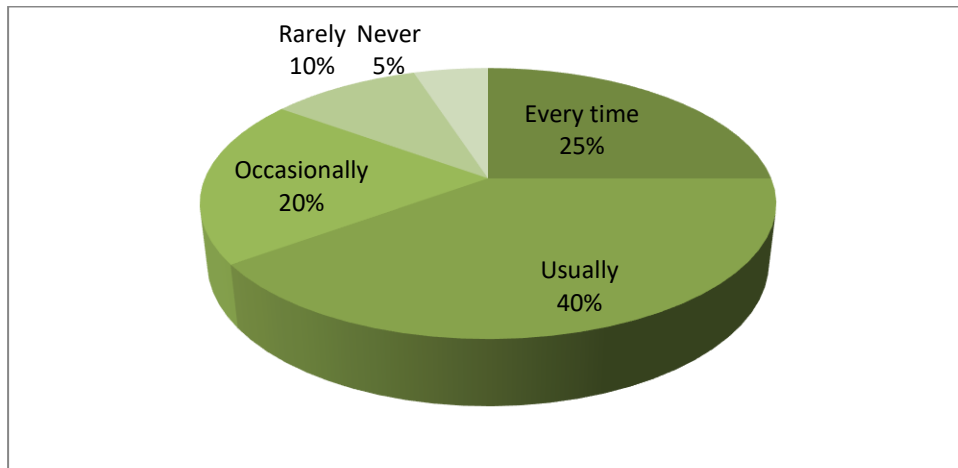
10. Teachers inform you about your expected competencies, course outcomes and programme outcomes.



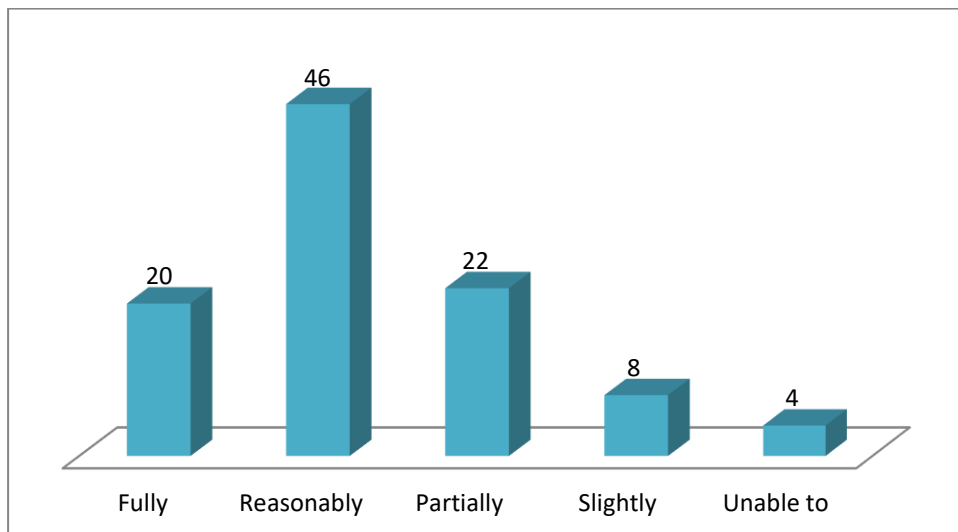
11. Your mentor does a necessary follow-up with an assigned task to you.



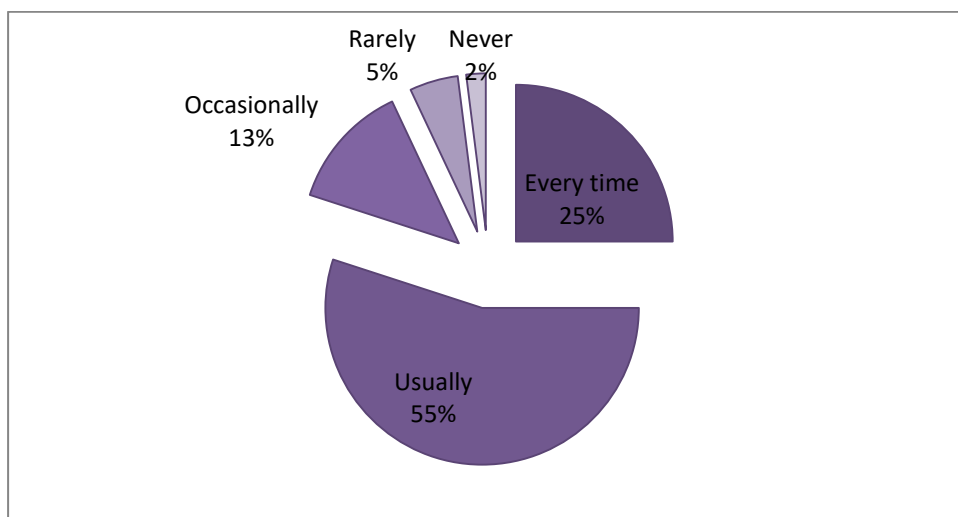
12. The teachers illustrate the concepts through examples and applications



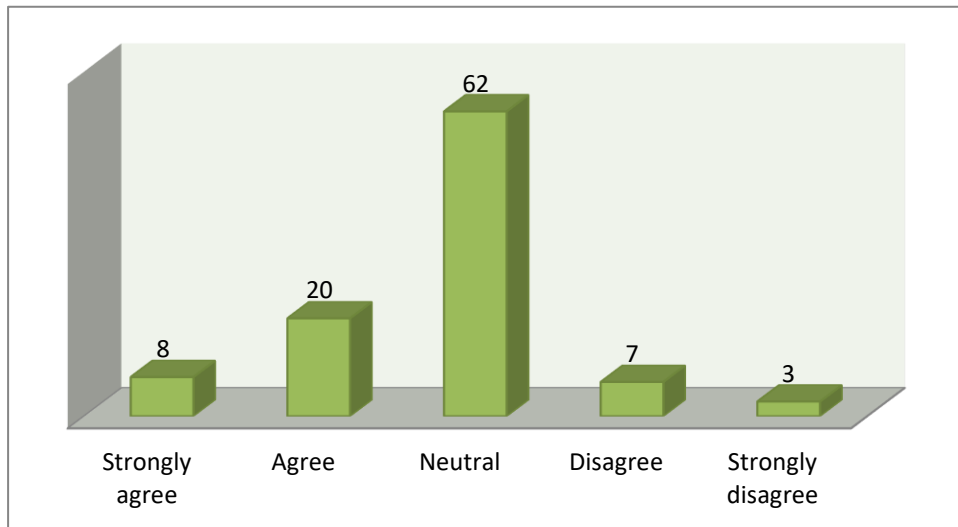
13. The teachers identify your strengths and encourage you with providing right level of challenges.



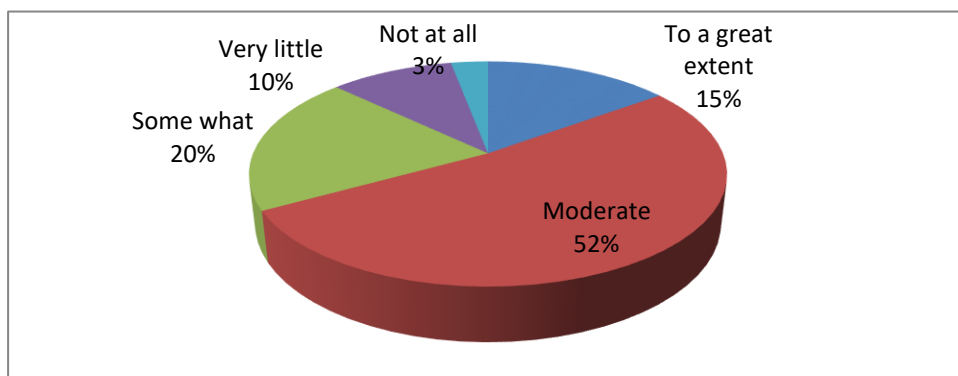
14. Teachers are able to identify your weaknesses and help you to overcome them.



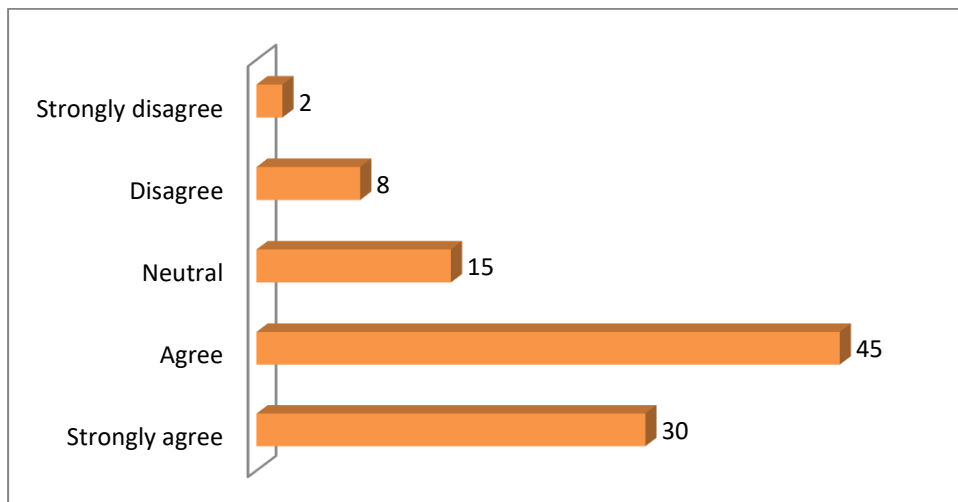
15. The institution makes effort to engage students in the monitoring, review and continuous quality improvement of the teaching learning process.



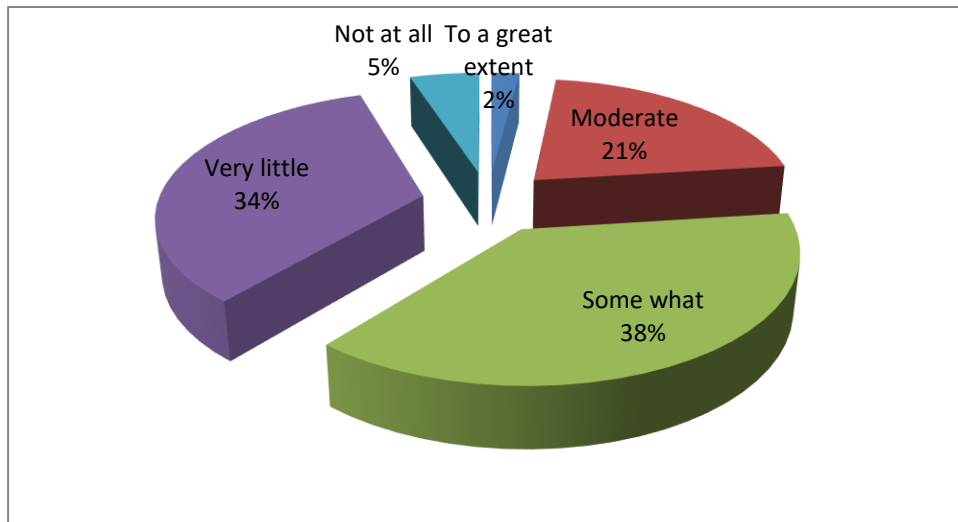
16. The institute/ teachers use student centric methods, such as experiential learning, participative learning and problem solving methodologies for enhancing learning experiences.



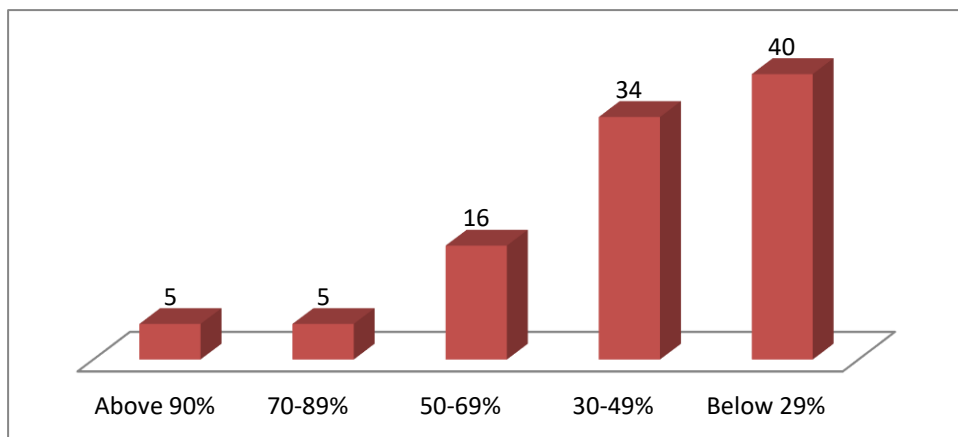
17. Teachers encourage you to participate in extracurricular activities.



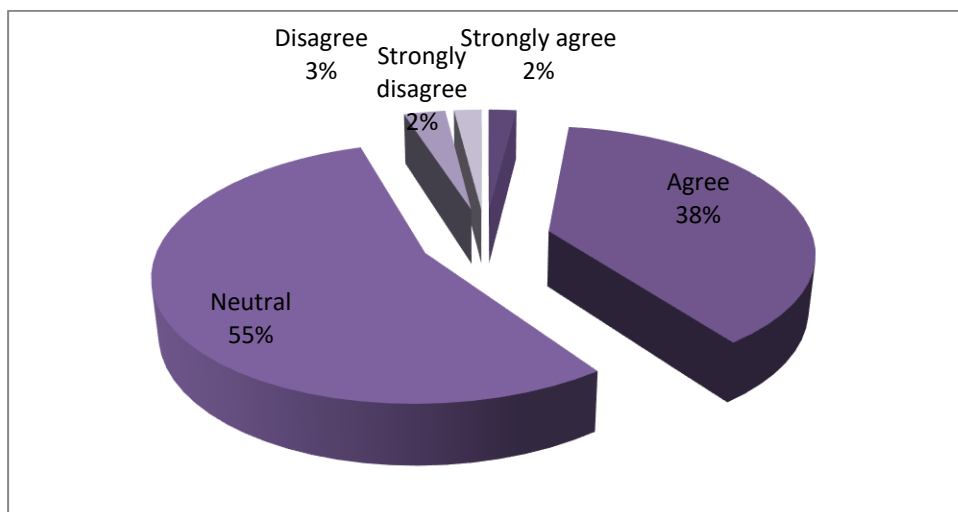
18. Efforts are made by the institute/ teachers to inculcate soft skills, life skills and employability skills to make you ready for the world of work.



19. What percentage of teachers use ICT tools such as LCD projector, Multimedia, etc. while teaching.



20. The overall quality of teaching-learning process in your institute is very good.



### **Analysis of the Student Satisfactory Survey, 2018-19:**

On the basis of the Student Satisfactory Survey, 2018-19, conducted in the institution, the following responses are recorded:

- It is reflected in the survey results that majority of the students were satisfied with the overall environment of the College. Out of the 100 respondents, 45 nos. of respondents opened that 70-84% of the total syllabus covered in the class while 20 nos. of respondents hold the view that 85-100% of the syllabus covered in the class by the teachers. When asked about the teacher's preparation for the class, 15% of the total respondent hold the view that teachers thoroughly prepare for the classes and 43% of them found it satisfactory.
- According to majority respondents, the teachers' communication with the students was satisfactory and 20 respondents said it has always effective. 13% of respondents described the teachers approach to students as excellent and 45% of them found it as very good.
- 45 respondent recorded their view on internal evaluation process by the teacher is always fair and apart from this, 35% of students said that teachers usually discussed their performance in assignments with them.
- According to 40 respondents, the institute takes active interest in promoting internship, student exchange and field visit opportunities for students and 60% opined that the teaching and mentoring process in the institution facilitates the students in cognitive, social and emotional growth moderately.
- 10 numbers of the respondents strongly agree that the institution provides multiple opportunities to learn and grow while 32 of them agree to that.
- While asking about the teachers' role in informing the students about their expected competencies, course outcomes and programme outcomes, 25% of them said that teachers did it usually and 7% of them said that teachers dis it every time.
- According to 25% of the respondents, teachers illustrate the concepts through examples and applications every time and 40 respondents said that the teachers reasonably identify the students' strengths and encourage them with providing right level of challenges. 25% of the respondents said that the teachers identify students' strengths and encourage them with providing right level of challenges and 55% of them hold the view that teachers' did it usually.
- 8 respondents strongly agree that the institution makes effort to engage students in the monitoring, review and continuous quality improvement of the teaching learning



process and 52% of them said that the institute/ teachers use student centric methods, such as experiential learning, participative learning and problem solving methodologies for enhancing learning experiences

- 30 respondents strongly agree and 45 respondents agree that the teachers encourage the students to participate in extracurricular activities. At the same time, 21% respondent holds the view that the institute/ teachers moderately made efforts to inculcate soft skills, life skills and employability skills to make the students ready for the world of work.
- According to 5 respondents , teachers use above 90% ICT tools such as LCD projector, Multimedia, etc. while teaching while 5 other respondents opined it as between 70-89%
- 38% respondents express the view that the overall quality of teaching-learning process in your institute is very good.

**Some of the suggestions made by the students:**

- Power point presentation should be used in teaching processes.
- Sessional examination should be organized in every week.
- Book review should be added as a topic of assignments.
- The teachers must strongly use ITC tools such as LCD projector, multimedia etc. while teaching.
- The teachers must use more student- centric methods for enhancing learning experiences.
- Documentary/ short films should be displayed related to the topics of the syllabus.



PRINCIPAL  
SANKARDEV MAHAVIDYALAYA  
PATHALIPAHAR, LAKHIMPUR