



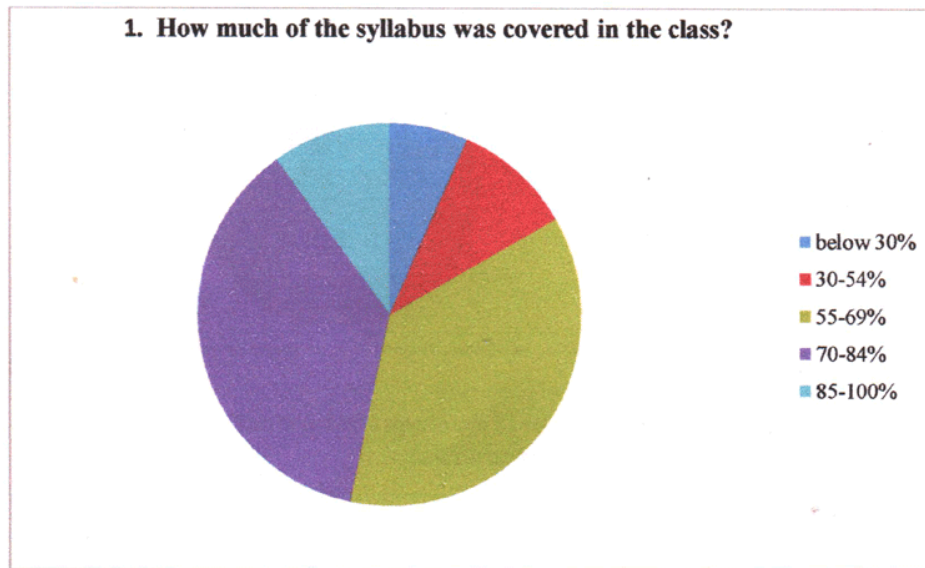
Sankardeva Mahavidyalaya
Pathalipahar, Lakhimpur, Assam-784163

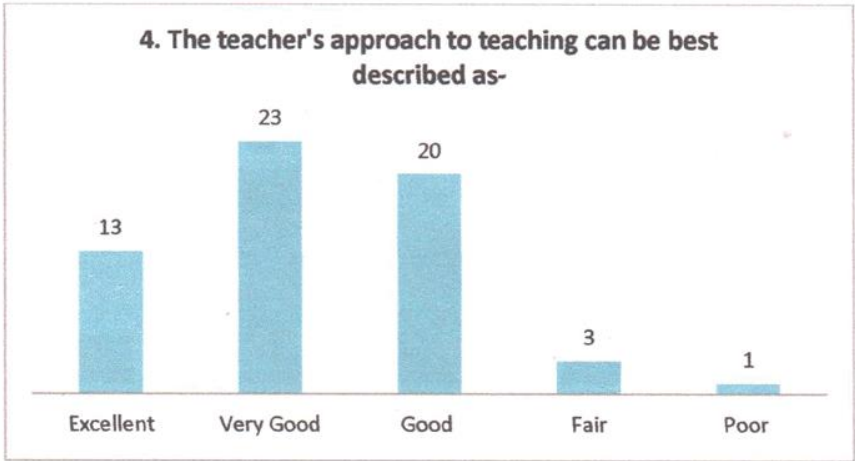
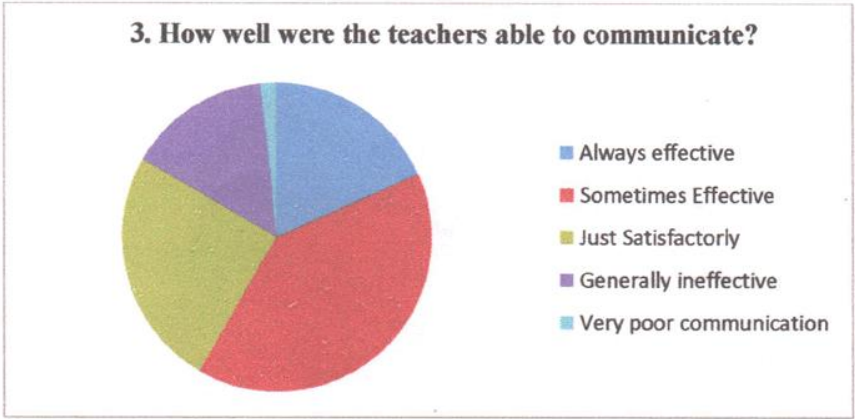
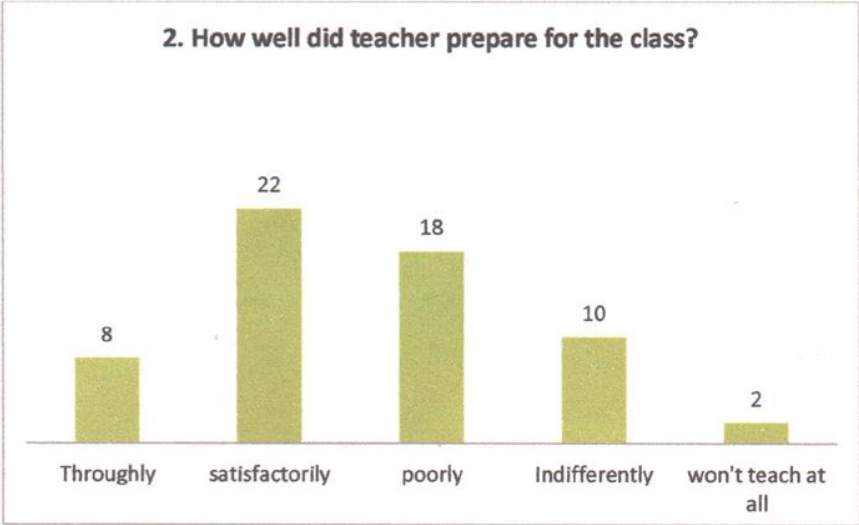
Internal Quality Assurance Cell (IQAC)
Student Satisfaction Survey for Academic Year 2015-16

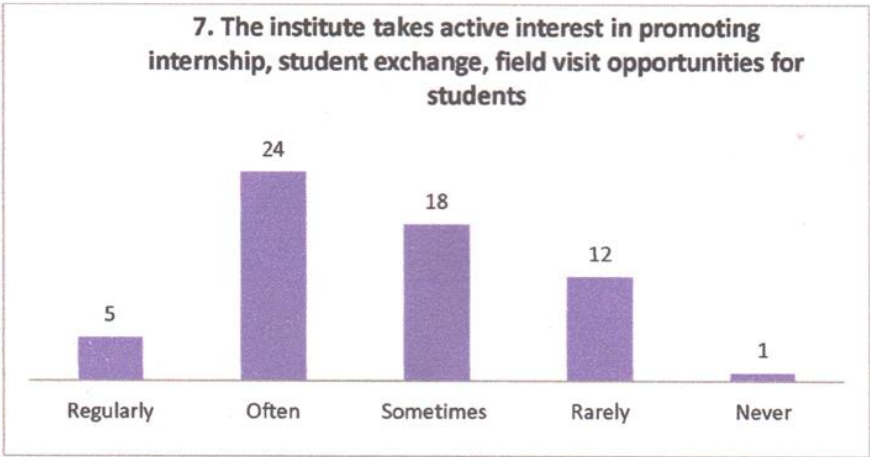
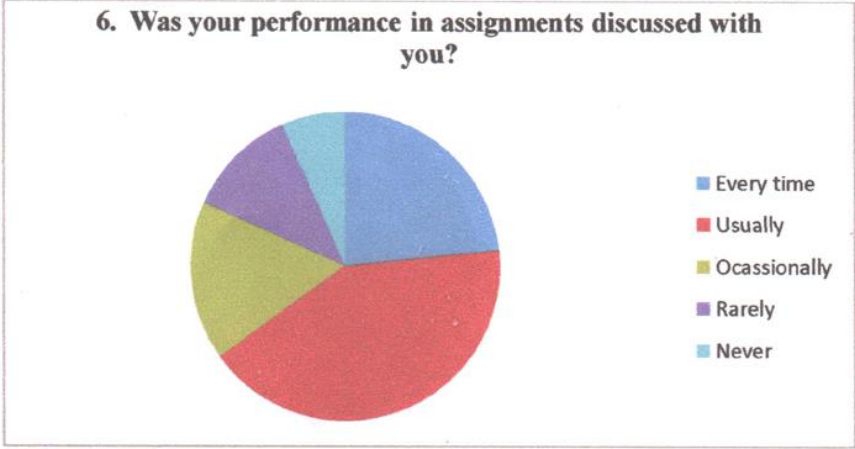
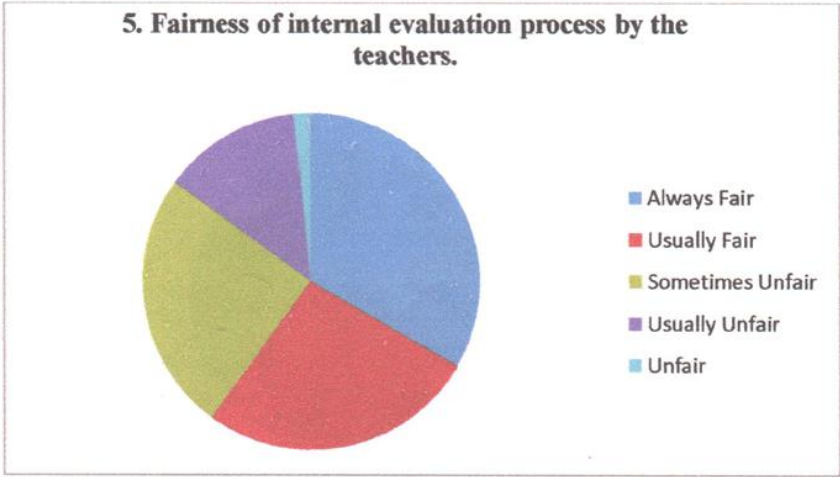
The student satisfaction survey was conducted in the institution for the first time in 2015-16 academic year. The survey was taken as per the guidelines given by NAAC. A total of 60 students from six semester of various departments of the college were participated as a respondent in the survey.

The responses of the students were analyzed by a committee constituted by the Principal comprising of the President, College Governing Body, Principal, Vice- Principal and coordinator of IQAC and the report was submitted to the Principal to take necessary action for further enhancement of the College.

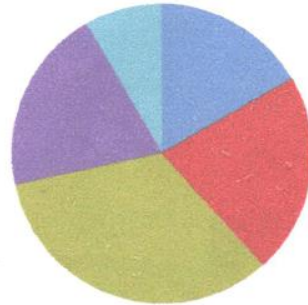
The following are the statistics of the survey:





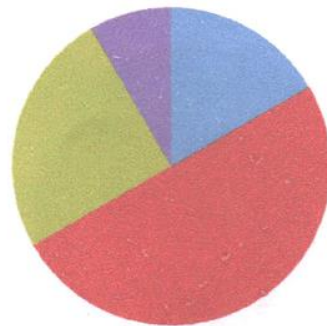


8. The teaching and mentoring process in your institution facilitates your cognitive, social and emotional growth.



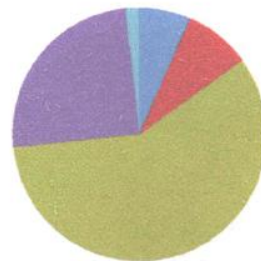
- Significantly
- Very well
- Moderately
- marginally
- Not at all

9. The institution provides multiple opportunities to learn and grow.


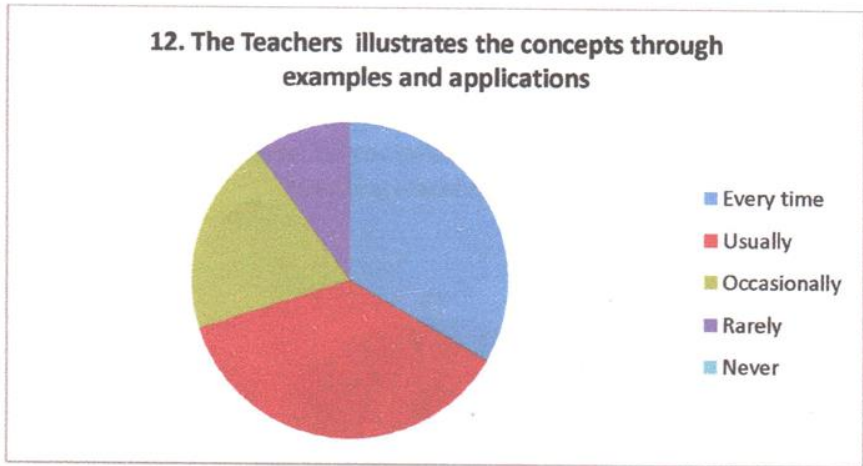
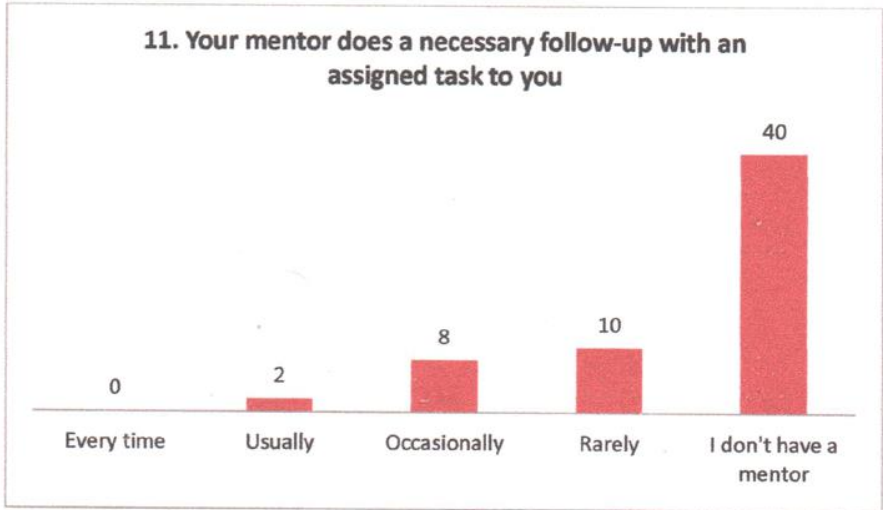


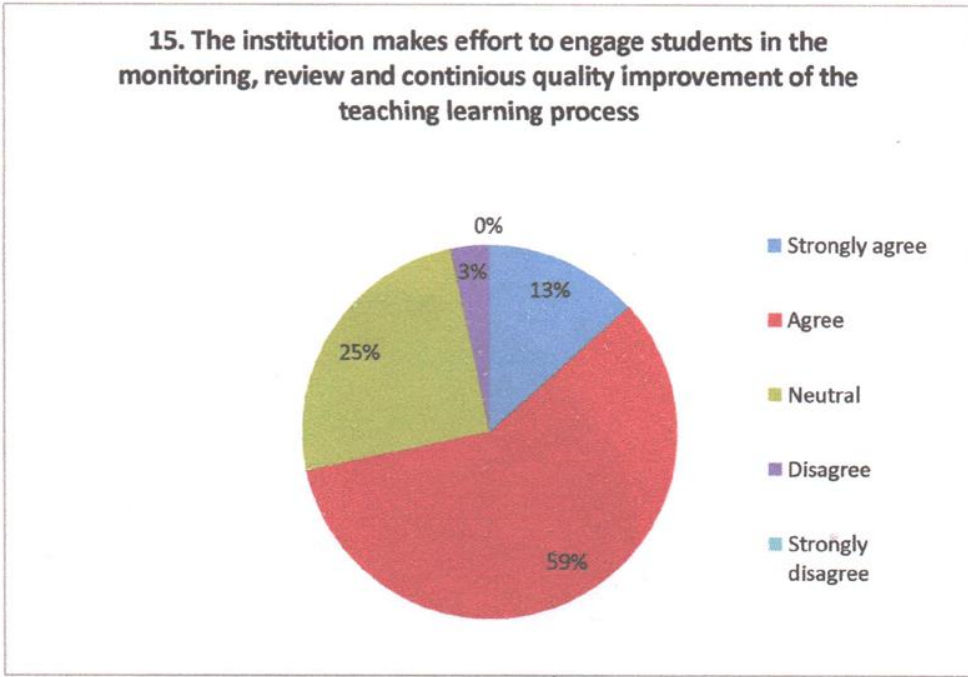
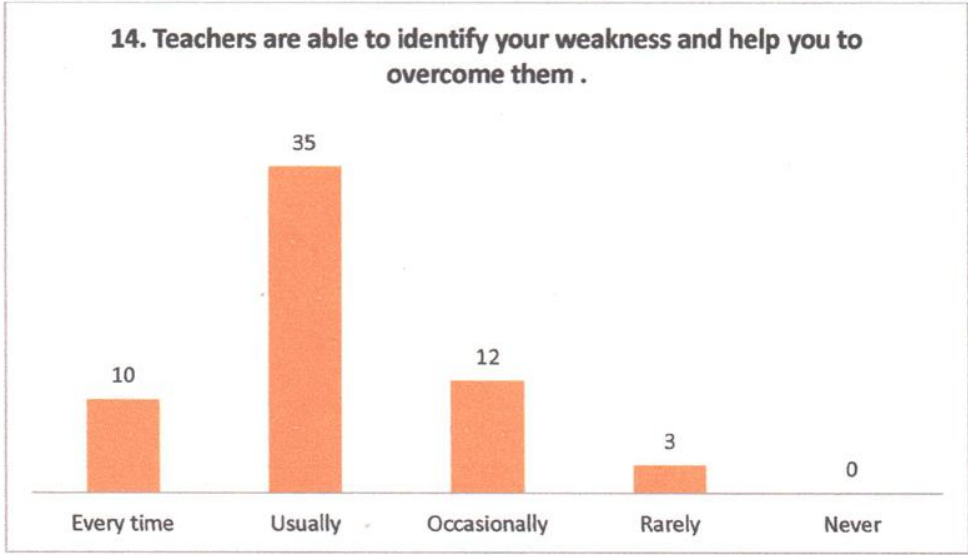
- Strongly agree
- Agree
- Neutral
- Disagree
- Strongly disagree

10. Teachers inform you about your expected competencies, course outcomes and programme outcomes

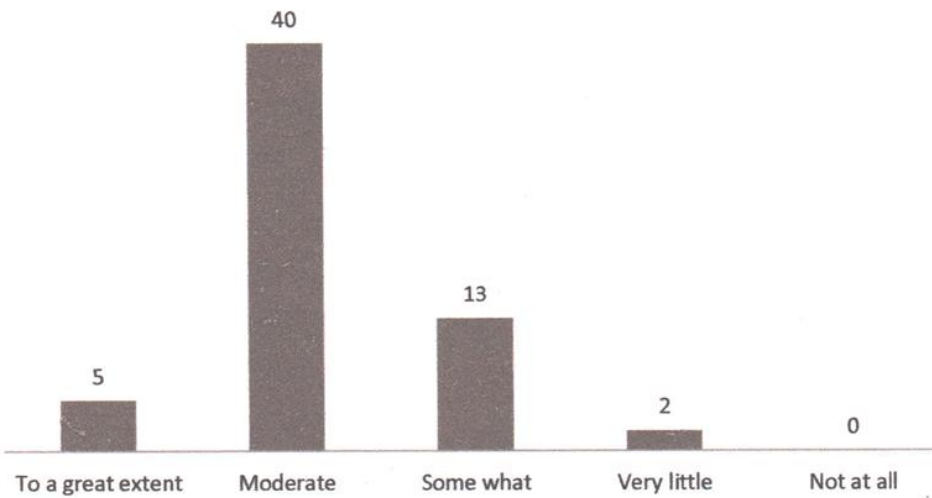


- Every time
- Usually
- Occasionally
- Rarely
- Never

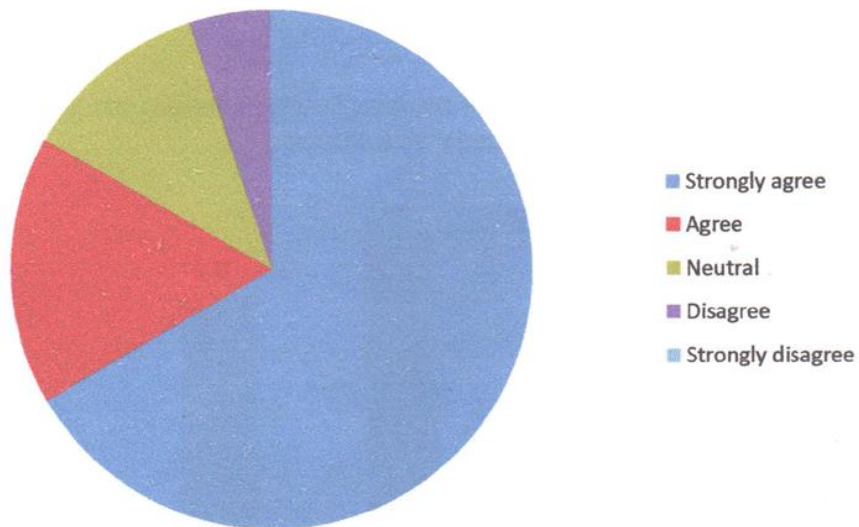




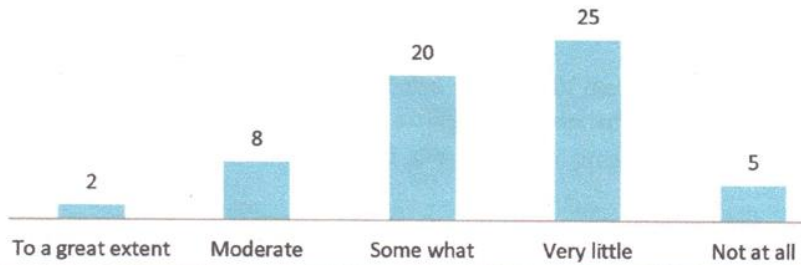
16. The institute /Teachers use student centric methods, such as experimental learning, participative learning and problem solving methodologies for enhancing learning experiencing.



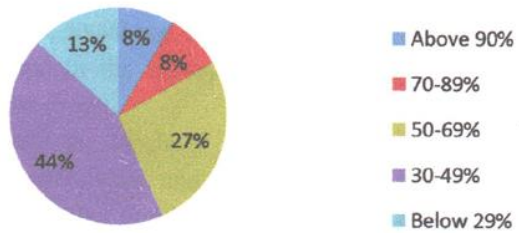
17. Teachers encourage you to participate in extracurricular activities



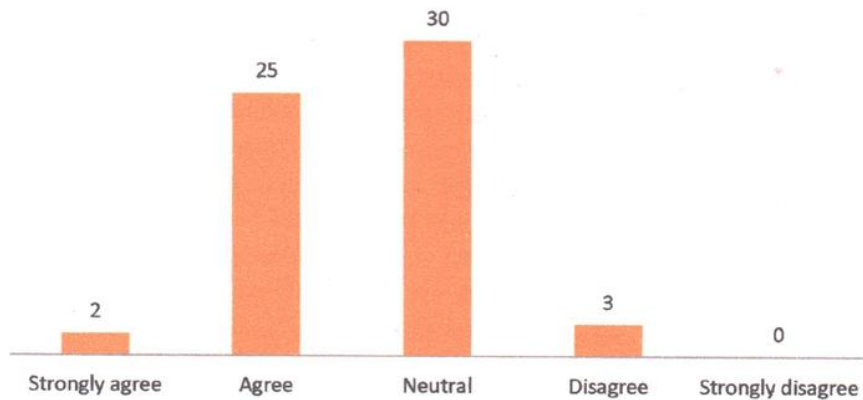
18. Efforts are made by the institute /teachers to inculcate soft skills, life skills and employability skills to make you ready for the world of work



19. What percentage of teachers use ICT tools such as LCD projector, multimedia, etc. while teaching



20. The overall quality of teaching learning process in your institute is very good.



Analysis of the SSS Report 2015-16:

On the basis of the Student's Satisfaction Survey, conducted on the sixth semester students belonging to different departments of the Institution, the following conclusions can be made.

- It is reflected in the survey results that a vast majority of the students were satisfied with the overall academic atmosphere of the college. Majority of the students found that the syllabus was covered in the class and the teachers' preparations for the classes as satisfactory.
- According to majority respondents, the teachers' communication with the students were always effective and the teachers approach to teaching were very good.
- Majority of the students recorded their responses to the internal evaluation process by the teachers as always fair and their performances in assignments were discussed in the class usually.
- It is also showed in the survey, 24 out of 60 respondents considered that the institute regularly takes active interest in promoting internship, students exchange and field visit opportunities and the students considered that the teaching and mentoring process in the institution facilitates their cognitive, social and emotional growth as very well.
- 50% of the students participated in the survey agreed that the institution provides multiple opportunities to learn and grow.
- Majority of the students said that the teachers occasionally inform them about their expected competencies, course outcomes and programme outcomes and likewise, majority of the students considered that the teachers every time illustrate the concepts through example and applications.
- 50% of the students believed that the teachers are fully able to identify their strength and encouraged them with providing right level of challenges and 35 out of 60 respondents considered that the teachers are able to identify their weakness usually and help them to overcome it.
- Majority i.e. 59% of students agreed that the institution makes effort to engage students in monitoring, review and continuous quality improvement of teaching learning process.
- 40 out of 60 students believed that the institute/teachers moderately use students' centric methods such as experimental learning, participative learning and problem solving methodologies for enhancing learning experience.
- A large number of the students agreed that teachers encourage them to participate in extracurricular activities but a small number of the students believed that the institute/teachers to a great extent make efforts to inculcate soft skills, life skills and employability skills to make them ready for the world of work.
- 8% of the students believed that above 90% of the teachers use ICT tools such as LCD Projector, Multi-media etc. while teaching and 25 no's of students out of 60, agreed that the quality of teaching learning process in the institute is very good.

Some of the suggestions made by the students:

- a) Class seminar should be organized.
- b) Power point presentation should be used in teaching processes.
- C) Sessional examination should be organized in every week.
- d) Book review should be added as a topic of assignments.
- e) The teachers must strongly use ICT tools such as LCD projector, multimedia etc. while teaching.
- f) The teachers must use more student- centric methods for enhancing learning experiences.
- g) Documentary/ short films should be displayed related to the topics of the syllabus.



Principal
Sankardev Mahavidyalaya
Pathalioaha